

2 x 7" TFT LCD Monitor

TLM-702



INSTRUCTION MANUAL

www.datavideo-tek.com

Contents

Warnings and Precautions	3
Warranty	4
Standard Warranty	4
Two Year Warranty	4
Disposal	4
Introduction.....	5
Features	5
Functions	6
Front Panel	6
Rear Panel	7
Specifications	8
Accessories	8
TB-5 Tally Box	8
TLM-702JF Desk Stand for TLM-702	8
Service and Support.....	9



Warnings and Precautions

1. Read all of these warnings and save them for later reference.
2. Follow all warnings and instructions marked on this unit.
3. Unplug this unit from the wall outlet before cleaning. Do not use liquid or aerosol cleaners. Use a damp cloth for cleaning.
4. Do not use this unit in or near water.
5. Do not place this unit on an unstable cart, stand, or table. The unit may fall, causing serious damage.
6. Slots and openings on the cabinet top, back, and bottom are provided for ventilation. To ensure safe and reliable operation of this unit, and to protect it from overheating, do not block or cover these openings. Do not place this unit on a bed, sofa, rug, or similar surface, as the ventilation openings on the bottom of the cabinet will be blocked. This unit should never be placed near or over a heat register or radiator. This unit should not be placed in a built-in installation unless proper ventilation is provided.
7. This product should only be operated from the type of power source indicated on the marking label of the AC adapter. If you are not sure of the type of power available, consult your Datavideo dealer or your local power company.
8. Do not allow anything to rest on the power cord. Do not locate this unit where the power cord will be walked on, rolled over, or otherwise stressed.
9. If an extension cord must be used with this unit, make sure that the total of the ampere ratings on the products plugged into the extension cord do not exceed the extension cord's rating.
10. Make sure that the total amperes of all the units that are plugged into a single wall outlet do not exceed 15 amperes.
11. Never push objects of any kind into this unit through the cabinet ventilation slots, as they may touch dangerous voltage points or short out parts that could result in risk of fire or electric shock. Never spill liquid of any kind onto or into this unit.
12. Except as specifically explained elsewhere in this manual, do not attempt to service this product yourself. Opening or removing covers that are marked "Do Not Remove" may expose you to dangerous voltage points or other risks, and will void your warranty. Refer all service issues to qualified service personnel.
13. Unplug this product from the wall outlet and refer to qualified service personnel under the following conditions:
 - a. When the power cord is damaged or frayed;
 - b. When liquid has spilled into the unit;
 - c. When the product has been exposed to rain or water;
 - d. When the product does not operate normally under normal operating conditions. Adjust only those controls that are covered by the operating instructions in this manual; improper adjustment of other controls may result in damage to the unit and may often require extensive work by a qualified technician to restore the unit to normal operation;
 - e. When the product has been dropped or the cabinet has been damaged;
 - f. When the product exhibits a distinct change in performance, indicating a need for service.

Warranty

Standard Warranty

- Datavideo equipment is guaranteed against any manufacturing defects for one year from the date of purchase.
- The original purchase invoice or other documentary evidence should be supplied at the time of any request for repair under warranty.
- Damage caused by accident, misuse, unauthorized repairs, sand, grit or water is not covered by this warranty.
- All mail or transportation costs including insurance are at the expense of the owner.
- All other claims of any nature are not covered.
- Cables & batteries are not covered under warranty.
- Warranty only valid within the country or region of purchase.
- Your statutory rights are not affected.

Two Year Warranty

- All Datavideo products purchased after 01-Oct.-2008 qualify for a free one year extension to the standard Warranty, providing the product is registered with Datavideo within 30 days of purchase. For information on how to register please visit www.datavideo-tek.com or contact your local Datavideo office or authorized Distributors
- Certain parts with limited lifetime expectancy such as LCD Panels, DVD Drives, Hard Drives are only covered for the first 10,000 hours, or 1 year (whichever comes first).
- Any second year warranty claims must be made to your local Datavideo office or one of its authorized Distributors before the extended warranty expires.

Disposal



For EU Customers only - WEEE Marking

This symbol on the product indicates that it should not be treated as household waste. It must be handed over to the applicable take-back scheme for the recycling of Waste Electrical and Electronic Equipment. For more detailed information about the recycling of this product, please contact your local Datavideo office.

Packing List

If any items are missing from your product carton please contact your dealer.

Item	Description	Q'ty
1	TLM-702 (2 x 7" TFT Monitor)	1
2	AC Power Cord	1
3	AC/DC Switching Adaptor 12V / 2.5A	1
4	Hexagonal screw driver (For M3 screw)	1
5	Hexagonal screw driver (For M5 screw)	1
6	Instruction Manual	1

Introduction


The Datavideo TLM-702 is a 19" rack mountable dual 7" TFT Monitor. It is an ideal accessory for the Datavideo SE 500 & SE 800 analogue SD vision mixers, or many other 19" rack mount applications. The all-metal construction makes the TLM-702 robust and durable, and the 12V power requirements make it easy to power in the field. The high resolution TFT screens also have a wide viewing angle and feature NTSC / PAL auto detection.

Features


- Each monitor has two composite video inputs with bypass outputs
- High resolution TFT Screens - 1440 x 234 dots
- Individual adjustments of Brightness, Contrast, Colour and Tint
- Pivoting mount to enable the screens to be angled up or down
- Wide viewing angle - (Vertical) +40/-60 degree, (Horizontal) +60/-60 degree
- Switchable Aspect Ratio - 16:9 / 4:3 selectable
- 2 Colour Tally Light (Red and Amber)
- NTSC/PAL compatible (Automatic switching)

Functions

Front Panel



Each monitor has a two colour tally light indicator which can be connected to the Datavideo RMC 140, SE500 or similar products. AMBER indicates Cued and RED indicates Live.



Each Monitor has individual adjustments for Brightness, Contrast, Colour and Tint (Tint is for NTSC only).

These four adjustments can be adjusted with a X headed screwdriver.

It is recommended that you use a Test Pattern to adjust the monitors.



The ASPECT button switches the aspect ratio from 16:9 and 4:3.



Source select switches between video input 1 and video input 2. (Each monitor has a choice of two video inputs)

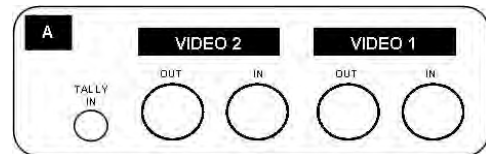
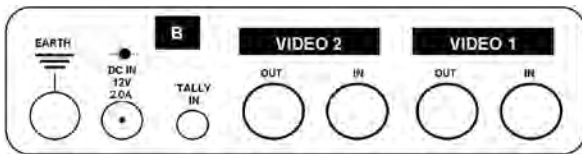


Power On / Off switches the monitor On or Off

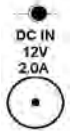


On either side of the TLM-702 are small Allen Key screw tension adjustments. These alter the tension on the pivoting mechanism. If you want to change the angle of the monitors, i.e. aim them up or down, you can loosen these screws and adjust the TLM-702. Once you have set the correct angle tighten the screws back up.

Rear Panel



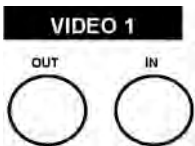
The earth terminal can be used with other equipment that has the same feature. Connect all items together to ensure that they are grounded.



Connect the supplied switch mode power supply to this socket. The locking collar screws into place once the plug has been inserted. It is also possible to power the TLM-702 from other regulated 12V supplies (min 1.5A).



3.5mm Jack Socket for tally light connection. You can connect the tally feed directly from the Datavideo RMC-140, or with the SE-500 or RMC-90 via the TB-5 tally box. For use with any other equipment, 5v to the tip produces a red light, 5V to the middle ring produces amber; the outer shield is ground.



Each monitor has two composite video inputs, each with a loop-through output. The video input can be PAL or NTSC, the TLM-702 will automatically detect the video standard.

Specifications

- LCD Display 7" x 2 TFT LCD active matrix, resolution 1440 x 234 dots
- Aspect Ratio 4:3 and 16:9 selectable
- Brightness (Luminance) 500 cd/m²
- Contrast Ratio 300
- View Angle
 - Top: 40 deg
 - Bottom: 60 deg
 - Left: 60 deg
 - Right: 60 deg
- Video Input CV input 1.0Vp-p, with self Loop-Through output (75 Ohm-terminated)
- Video System NTSC/PAL auto recognition
- Colour Adjustment Brightness, Contrast, Colour, Tint (Tint is NTSC only)
- Tally Indication Two Colour Tally LED indicators
- Operation condition Operation temperature from 0°C to 50°C, RH less than 90%
- Power Consumption DC12Volt, 2.0Amp
- Dimension of LCD Panel 484mm x 133mm x 50mm (W x H x D)

Accessories

TB-5 Tally Box



The TB-5 Tally Box is an accessory for the Datavideo SE-500 Vision Mixer; or SE-800 Vision Mixer, together with the RMC-90 Remote Control Panel. The TB-5 reads the 15 Pin Tally output from the SE-500 / RMC-90 and provides two colour LED tally information for the TLM-702.

TLM-702JF Desk Stand for TLM-702



The TLM-702JF is a desk stand for the TLM-702. It is ideal for use with the Datavideo SE-500 (as illustrated), but can also be used in other applications.

Service and Support

It is our goal to make your products ownership a satisfying experience. Our supporting staff is available to assist you in setting up and operating your system. Please refer to our web site www.datavideo-tek.com for answers to common questions, support requests or contact your local office below.

Datavideo Global Website: www.datavideo-tek.com

Datavideo Corporation

Tel: +1 562 696 2324	Fax: +1 562-698-6930	E-Mail: contactus@datavideo.us
----------------------	----------------------	--

Datavideo Technologies Europe BV

Tel: +31-30-261-96-56	Fax: +31-30 261-96-57	E-Mail: service@datavideo.nl
-----------------------	-----------------------	--

Datavideo UK Limited

Tel: +44 1457 851 000	Fax: +44 1457 850 964	E-Mail: sales@datavideo.co.uk
-----------------------	-----------------------	--

Datavideo Technologies Co., Ltd

Tel: +886 2 8227 2888	Fax: +886-2-8227-2777	E-mail: service@datavideo.com.tw
-----------------------	-----------------------	--

Datavideo Technologies China Co., Ltd

Tel: +86 21-5603 6599	Fax:+86 21-5603 6770	E-mail: service@datavideo.cn
-----------------------	----------------------	--

Datavideo Technologies (S) PTE Ltd

Tel: +65-6749 6866	Fax: +65-6749 3266	E-mail: sales@datavideo.sg
--------------------	--------------------	--

Datavideo HK Ltd

Tel: +852 2833 1981	Fax: +852-2833-9916	E-mail: info@datavideo.com.hk
---------------------	---------------------	--

All the trademarks are the properties of their respective owners.

Datavideo Technologies Co., Ltd. All rights reserved 2012